



CAMP 2005 CUMMULATIVE STATISTICS MAY - OCTOBER 17, 2005



COUNTY	PLANTS	RAIDS	GARDENS	ARRESTS	SUSPECTS	WEAPONS	PRIVATE LANDS	BLM LAND	USFS LAND	STATE LAND	OTHER PUBLIC
CALAVERAS	8,011	2	5	1	0	0	8,011	0	0	0	0
EL DORADO	17,668	4	22	2	6	1	5,440	5,129	3,916	0	3,183
FRESNO	129,024	18	34	8	0	43	82,139	9,572	37,313	0	0
GLENN	3,842	1	1	0	0	0	0	0	3,842	0	0
HUMBOLDT	22,801	10	38	0	2	0	20,489	1,116	1,196	0	0
KERN	38,948	5	9	1	0	3	7,736	0	31,212	0	0
LAKE	133,441	26	40	2	3	3	15,832	25,533	92,076	0	0
MADERA	12,159	2	4	0	0	0	0	0	12,159	0	0
MARIPOSA	5,086	1	1	0	0	0	0	0	5,086	0	0
MENDOCINO	76,490	30	239	2	5	1	63,599	12,891	0	0	0
MERCED	1,232	1	1	3	0	2	1,232	0	0	0	0
MODOC	7,739	1	3	0	4	0	0	0	7,739	0	0
MONTEREY	20,386	6	9	0	0	0	0	0	19,390	0	996
NAPA	73,575	14	27	0	0	0	63,659	2,758	0	7,158	0
RIVERSIDE	29,515	18	26	2	0	0	3,719	0	25,338	0	458



CAMP 2005 CUMMULATIVE STATISTICS MAY - OCTOBER 17, 2005



COUNTY	PLANTS	RAIDS	GARDENS	ARRESTS	SUSPECTS	WEAPONS	PRIVATE LANDS	BLM LAND	USFS LAND	STATE LAND	OTHER PUBLIC
SAN BENITO	16,786	2	3	4	4	1	0	16,786	0	0	0
SAN BERNARDINO	17,281	7	9	2	0	1	0	0	17,281	0	0
SAN JOAQUIN	783	2	56	0	0	0	127	656	0	0	0
SAN LUIS OBISPO	3,417	2	2	0	0	1	1,019	2,398	0	0	0
SAN MATEO	150	1	1	0	0	0	0	0	0	150	0
SANTA BARBARA	2,265	3	3	0	0	0	0	0	2,265	0	0
SANTA CLARA	37,811	3	5	0	0	0	0	0	0	27,025	10,786
SANTA CRUZ	4,557	1	1	0	0	0	0	0	0	4,557	0
SHASTA	214,319	26	69	5	0	8	6,598	27,522	176,840	0	3,359
SONOMA	44,307	7	42	0	2	0	20,218	3,187	0	20,902	0
TEHAMA	26,963	6	10	0	0	1	0	0	14,172	0	12,791
TRINITY	19,047	15	38	5	3	4	10,366	0	8,681	0	0
TULARE	133,038	14	27	5	3	4	0	20,074	90,672	0	22,292
TUOLUMNE	27,575	7	27	0	0	3	0	2,686	24,889	0	0
YOLO	505	1	1	0	0	0	505	0	0	0	0



CAMP 2005 CUMMULATIVE STATISTICS MAY - OCTOBER 17, 2005

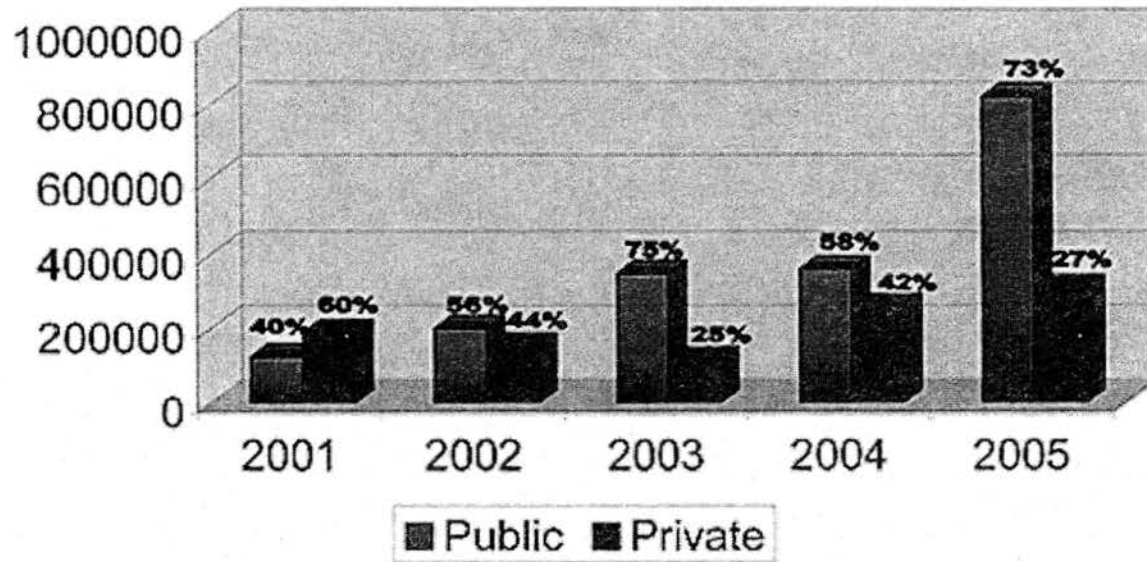


COUNTY	PLANTS	RAIDS	GARDENS	ARRESTS	SUSPECTS	WEAPONS	PRIVATE LANDS	BLM LAND	USFS LAND	STATE LAND	OTHER PUBLIC
YUBA	5,971	1	1	0	0	0	0	0	5,971	0	0
YTD TOTALS	1,134,692	237	754	42	32	76	310,689	130,308	580,038	59,792	53,865



Seizures Public and Private Lands

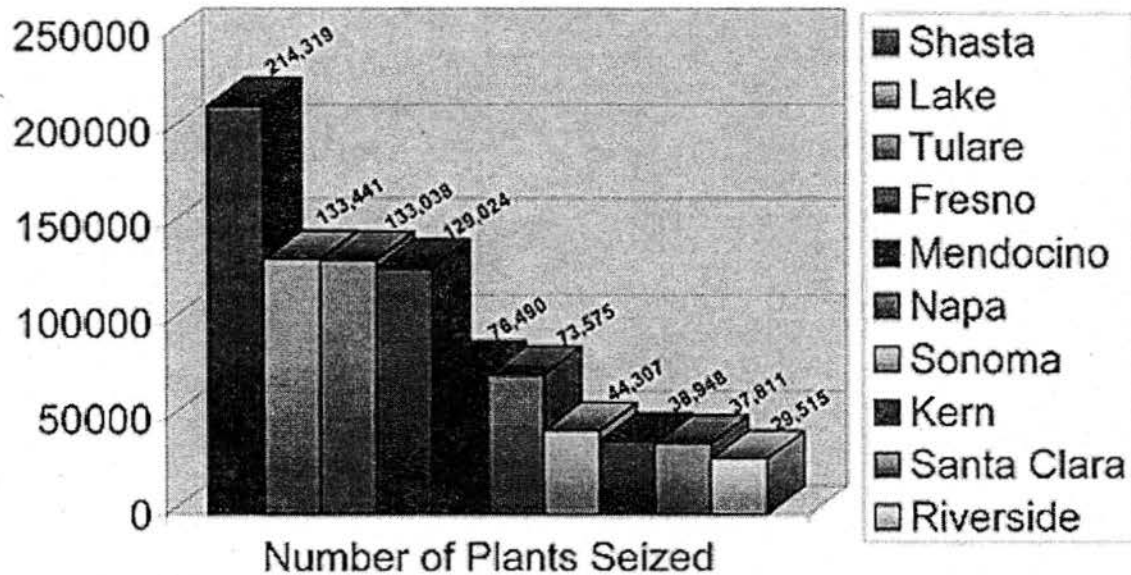
Camp Seizures
Public and Private Lands
2005





Top Ten Counties for Plants Seized

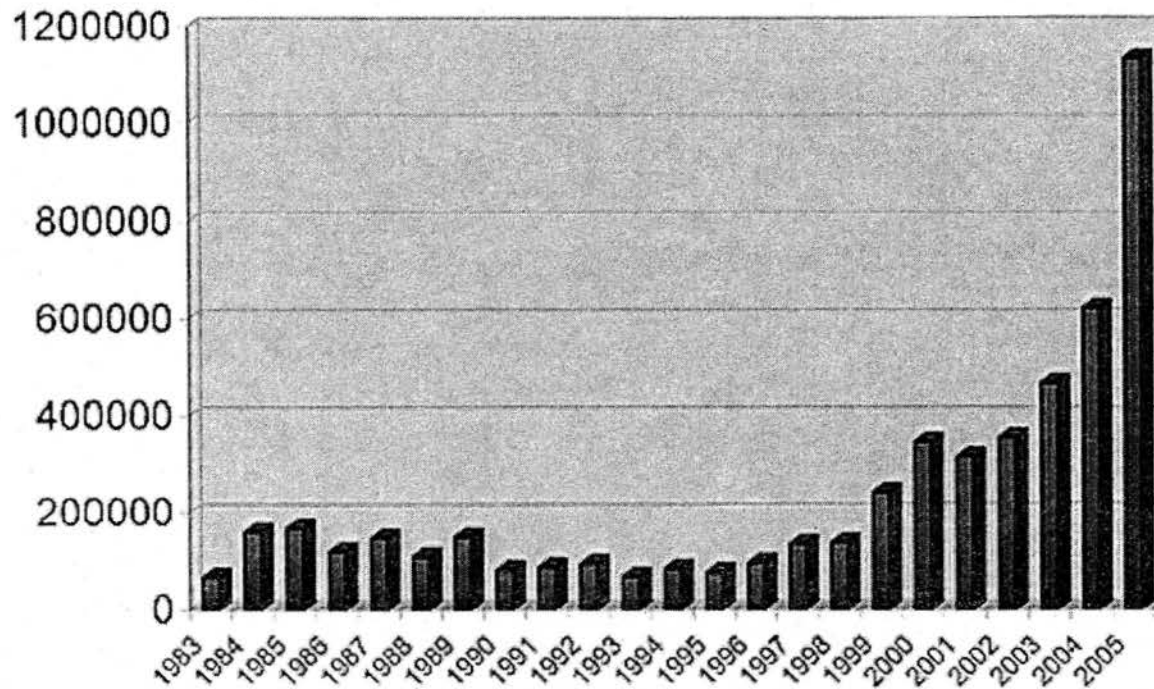
Top Ten Counties
2005





History Total Plants Seized

**CAMP History
Total Plants Seized
1983-2005**





“We Accomplished...”

New Record for Camp 2005!!!!

■ Total Number of Plants Seized 2005	*1,134,692
Record year of 2004	621,315
■ Estimated Wholesale Value	\$ 4.5 billion
■ Percentage of Plants on Public lands	73%
■ Percentage of Plants on Private	27%
■ Percentage Attributed to Mexican DTOs	98.0%
■ Number of Raids	237 in 754 Gardens
■ Number of Arrests	42
■ Number of Weapons Seized	76